



RUNNING START

General Information

WHAT IS RUNNING START?

College Level Courses
(100-level only)

WA State Program

HS Graduation +
AA Degree

- HS students can
- take college
- courses
- to apply towards
- HS graduation
- and a college
- degree**!

*** RS college credits may or may not apply towards 4-year university degrees.
You are responsible for your own research.*


ELIGIBILITY

GPA



Minimum 2.5 GPA

MATH



By 11th grade, taking
or have taken
Adv. Alg/Trig 1&2

TRANSPORTATION



You are responsible
for transportation!

ATHLETIC ELIGIBILITY

Must maintain a minimum of
2.5 credits/semester

Fill out paperwork with Athletic
Director (Coach Herd)

Dropping RS classes may
impact your sports eligibility



Running Start



Dear Parent/Guardian:

Your son/daughter, _____, has indicated a desire to participate in the Running Start Program. Along with the benefits of Running Starts (R/S) there are also responsibilities you need to be aware of:

Important things you need to know: Parent and student please initial each item:

_____ Full time RS students should not be on campus during school hours unless you have an appointment. Part Time RS student may only be on campus during the time they are enrolled in a class. This includes areas such as the library, the commons, and the parking lot.

_____ All academic information (including grades) is confidential between the college and the student. Parents and HS staff do not have access to this.

_____ Items that are the responsibility of the student and family – Books, Fees, and Transportation – the School District does not provide any transportation.

_____ Mid semester and even semester schedules at ARHS are difficult at best. You should schedule your RS winter and spring schedule around any ARHS classes you are taking. Do not assume ARHS can rearrange your classes at the HS.

_____ RS students are responsible to call the counseling office and set up appointments each quarter to come see their counselor to receive their EVF forms.

_____ All RS course grades will be posted to the student's HS transcript and will impact their HS GPA.

_____ RS students must maintain a minimum of 2.5 credits/semester to be eligible to participate in sports. Students should confirm this with the Athletic Director during the sports season they want to participate. Dropping RS classes my impact your sports eligibility.

_____ RS classes my conflict with HS extra-curricular activities, sports activities, or vacations. The college will not accommodate for these activities.

_____ If a student completes all academic requirements at the end of their junior year, earning 24.0 credits in the appropriate areas, (not including state testing or Portfolio requirements) they will no longer be eligible for the (R/S) program. They are still eligible to take classes at ARHS.

Expectations/Responsibilities

- College level courses
- Independent studies
- **MUST** complete high school graduation requirements
- **CANNOT** be on ARHS campus
- Provide own transportation

Parent Signature

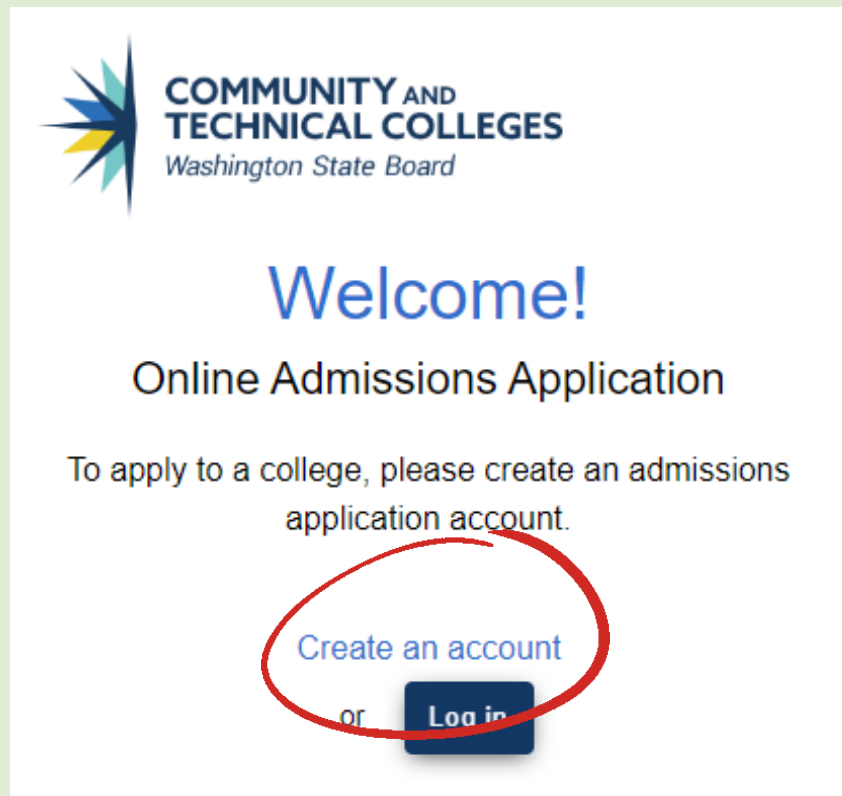
You AND your parent need to agree and understand your responsibilities and expectations!

BRING BACK SIGNED TO YOUR COUNSELOR

Each college varies – please check their website for specific instructions

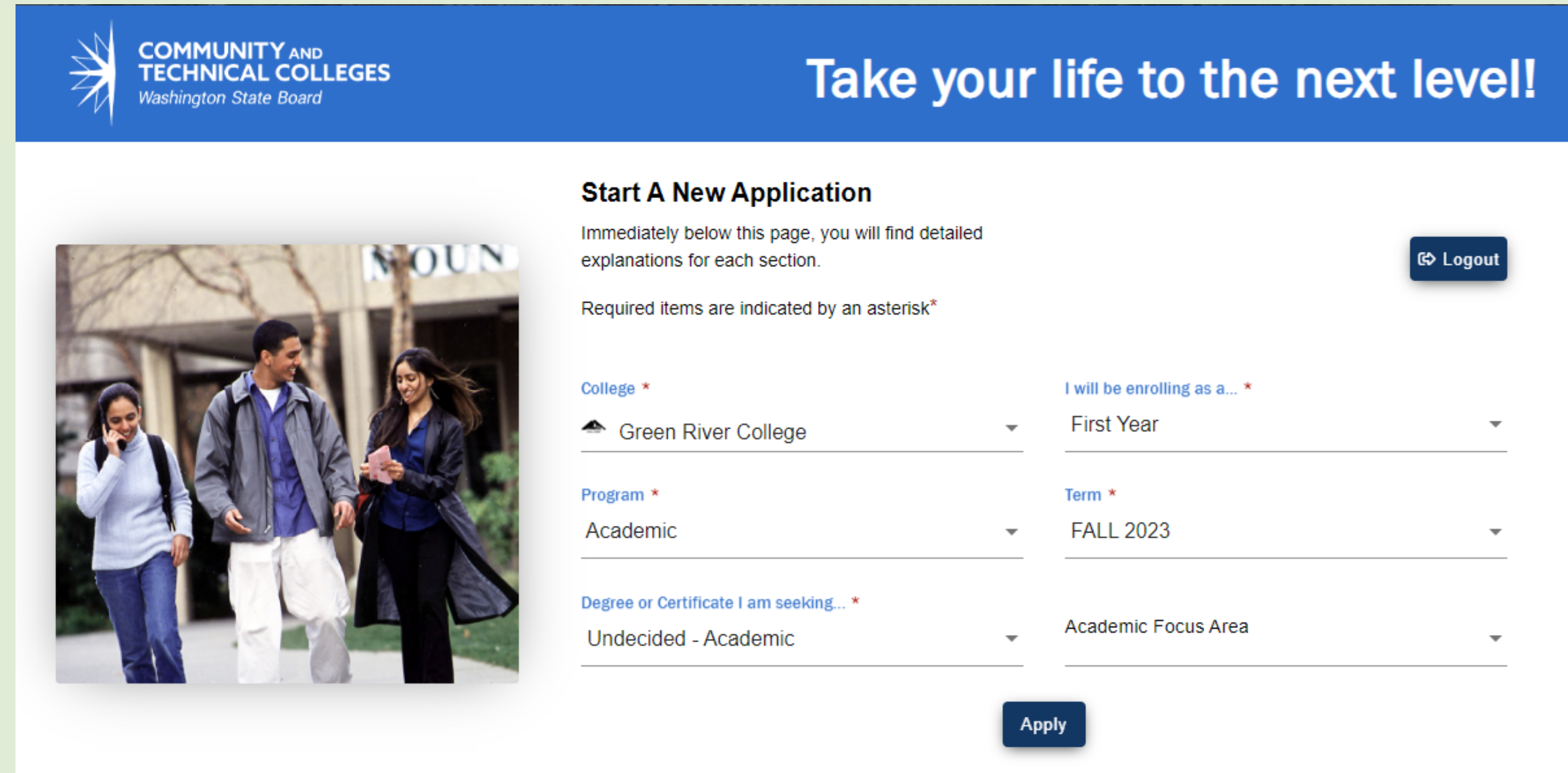
GETTING STARTED

STEP 1: APPLY TO THE COLLEGE



Create an account and apply to the college.

Under "I will be enrolling as a..." select "**RUNNING START**."



Start A New Application

Immediately below this page, you will find detailed explanations for each section.

Required items are indicated by an asterisk*

College *

Green River College

I will be enrolling as a... *

First Year

Program *

Academic

Term *

FALL 2023

Degree or Certificate I am seeking... *

Undecided - Academic

Academic Focus Area

Apply

Logout

GREEN RIVER: do not select "running start." Select "FIRST YEAR"

GETTING STARTED

STEP 2: ACTIVATE CTC LINK

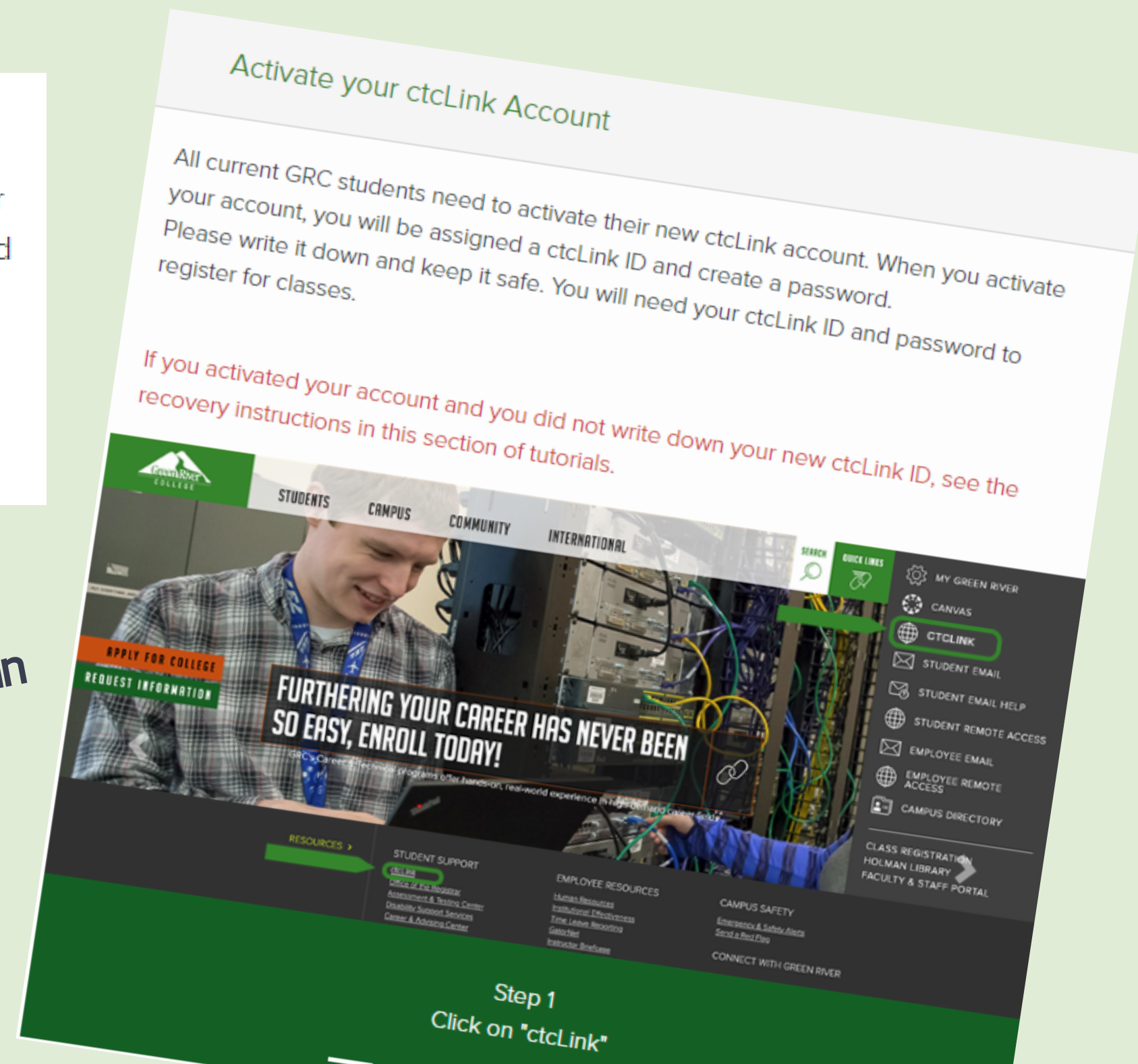
Do This First: Activate Your ctcLink Account

Activate your ctcLink account to register and pay for classes, apply for financial aid, check your "time to degree" completion estimate, view the course catalog, access your student record and grades, apply for graduation and more.

[Sign in to ctcLink / Activate Account](#)

[View ctcLink account activation video](#)

If you have questions, there's an online tutorial



GETTING STARTED

STEP 3: ONLINE ORIENTATION

- Orientation helps prepare you for success at your college!
- You will need your ctcLink ID number provided in your acceptance email to access online orientation.
- Select the "RUNNING START" option

YOU MUST DO THIS STEP OTHERWISE YOU WILL NOT BE ABLE TO REGISTER FOR CLASSES

STEP 4: ENROLLMENT PACKET

Fill out the enrollment packet with your parent/guardian.

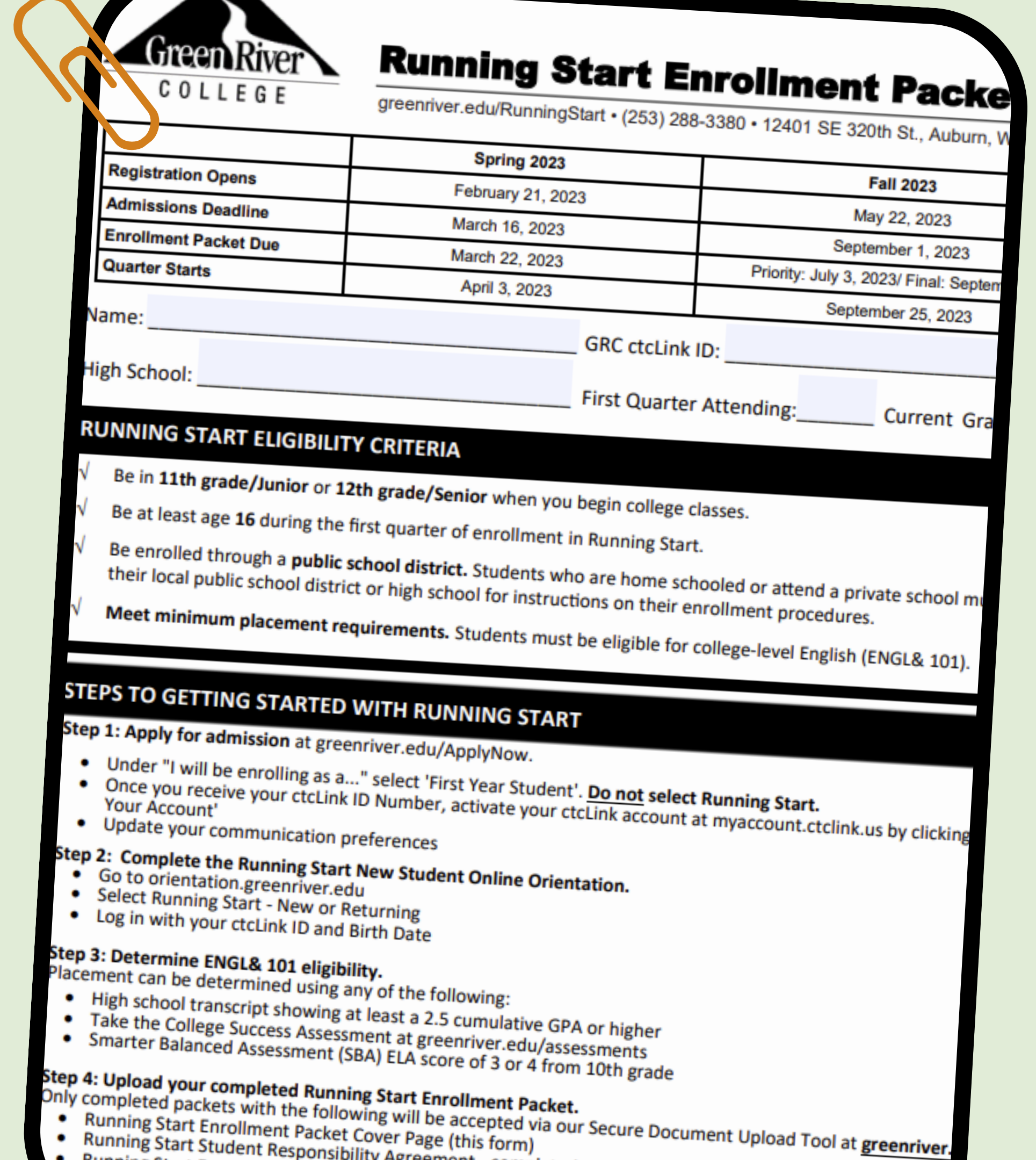
Find this form on the college's website.

You will turn this in to the Running Start Office ALONG WITH:

- Enrollment Verification Form (EVF)
- Unofficial HS Transcript
- Remaining HS Grad Requirements

Upload everything at:

greenriver.edu/upload or your preferred college



The image shows a 'Running Start Enrollment Packet' form from Green River College. It includes a table with deadlines for Spring and Fall 2023, a section for student information (Name, High School, GRC ctcLink ID, etc.), and eligibility criteria. The form also lists steps for getting started, such as applying for admission, completing online orientation, and determining English eligibility.

Green River COLLEGE
greenriver.edu/RunningStart • (253) 288-3380 • 12401 SE 320th St., Auburn, WA

	Spring 2023	Fall 2023
Registration Opens	February 21, 2023	May 22, 2023
Admissions Deadline	March 16, 2023	September 1, 2023
Enrollment Packet Due	March 22, 2023	Priority: July 3, 2023/ Final: September 25, 2023
Quarter Starts	April 3, 2023	

Name: _____ GRC ctcLink ID: _____
High School: _____ First Quarter Attending: _____ Current Grade: _____

RUNNING START ELIGIBILITY CRITERIA

- ✓ Be in **11th grade/Junior** or **12th grade/Senior** when you begin college classes.
- ✓ Be at least age **16** during the first quarter of enrollment in Running Start.
- ✓ Be enrolled through a **public school district**. Students who are home schooled or attend a private school must be enrolled through their local public school district or high school for instructions on their enrollment procedures.
- ✓ **Meet minimum placement requirements.** Students must be eligible for college-level English (ENGL& 101).

STEPS TO GETTING STARTED WITH RUNNING START

Step 1: Apply for admission at greenriver.edu/ApplyNow.

- Under "I will be enrolling as a..." select 'First Year Student'. **Do not select Running Start.**
- Once you receive your ctcLink ID Number, activate your ctcLink account at myaccount.ctclink.us by clicking 'Your Account'
- Update your communication preferences

Step 2: Complete the Running Start New Student Online Orientation.

- Go to orientation.greenriver.edu
- Select Running Start - New or Returning
- Log in with your ctcLink ID and Birth Date

Step 3: Determine ENGL& 101 eligibility.
Placement can be determined using any of the following:

- High school transcript showing at least a 2.5 cumulative GPA or higher
- Take the College Success Assessment at greenriver.edu/assessments
- Smarter Balanced Assessment (SBA) ELA score of 3 or 4 from 10th grade

Step 4: Upload your completed Running Start Enrollment Packet.
Only completed packets with the following will be accepted via our Secure Document Upload Tool at greenriver.edu/upload:

- Running Start Enrollment Packet Cover Page (this form)
- Running Start Student Responsibility Agreement

STEP 4: RAP SESSION

AVAILABILITY:

- + 4 in May (starting May 15)
- + 8 per month from June-August
- + 4 in September
- + Parent/guardian orientation in September

Step 5: Attend a Running Start Advising and Planning (RAP) Session.

RAP Sessions are the final step in our on-boarding process. Students will meet our advising team, navigate ctcLink, and enroll in classes. These sessions are offered virtually and in-person. You will receive an email confirmation for the RAP Session after all your documents are processed.

I would like to attend a:
(check both for no preference)

☐

Virtual Session (limited sessions available)

☐

In-Person Session

HOW TO RECEIVE AN EVF

1st EVF: your counselor will call you in to give you your EVF

ONCE YOU START: you need to make an appointment with your HS counselor!

WHY YOU NEED EVFs

This is your ticket to register for next quarter classes!

Do not forget yours and a parent's signature




Student	Student Name: _____ Last Name First Name MI			<input type="checkbox"/> Check if this is a revision				
	Home Phone: _____		Cell Phone: _____		<input type="checkbox"/> New Student			
	Email Address: _____		SSID#: _____		<input type="checkbox"/> Returning Student			
	Responsible Parent/Guardian: _____			<input type="checkbox"/> Student Enrolled in Multiple Colleges				
	College: _____		College SID #: _____		<input type="checkbox"/> Spring Quarter Eligibility Adjustment Form (SQEAF) attached.			
Free and Reduced-Price Lunch (FRPL) Status (required to be completed) Students who are currently FRPL eligible (or anytime in the past five school years) may receive tuition and fee waivers from a college. Is the student currently eligible for FRPL? <input type="checkbox"/> Yes <input type="checkbox"/> No HS Counselor Initials: <u>Rachel Ban</u> <i>The parent or guardian signature below provides permission to share FRPL eligibility status only with the Running Start college for the purpose of ensuring access to tuition and/or fee waivers. Choosing not to sign the consent will not affect the student's eligibility for access to Running Start or free and reduced-price meals or free milk. The individuals and programs receiving the information will not share the information with any other entity or program.</i> Parent/Guardian Signature: _____ Date: _____								
School Yr: <u>2022-2023</u> College Term: <input checked="" type="checkbox"/> College Quarter <input type="checkbox"/> College Semester								
High School: <u>Auburn Riverside High School</u> Fall, Winter, Spring Qtr. / 1st or 2nd sem.								
District: <u>Auburn</u> Grade Level: <input type="checkbox"/> Jr <input type="checkbox"/> Sr <input type="checkbox"/> 5th Yr Sr ^o								
For the college term ⁴ above, the student will be enrolled in high school and skill center classes equaling _____ full-time equivalent (FTE). Student may register for a maximum of _____ college credits, without incurring college tuition costs, based on the above stated high school/skill center FTE.								
Comments: _____ _____ _____ _____								
Recommended Running Start Classes:								
College Course (Dept. & Number)		# of College Credits	=	High School Equivalency	# of HS Credits			
			=					
			=					
			=					
			=					
Rachel Ban		Digitally signed by Rachel Ban Date: 2022.10.25 07:55:37 -07'00'						
Signature of High School Counselor		Date		Signature of College Running Start Advisor/Rep	Date			
Rachel Ban		253-804-5161						
High School Counselor Printed Name		Phone Number		College Running Start Advisor/Rep Printed Name	Phone Number			

Enrolled High School		Available College	
Weekly Minutes *	FTE	Max Allowed FTE	Max Credits
0 - 341	0.00 - 0.20	1.00	15
342 - 457	0.21 - 0.27	0.93	14
458 - 557	0.28 - 0.33	0.87	13
558 - 674	0.34 - 0.40	0.80	12
675 - 790	0.41 - 0.47	0.73	11
791 - 890	0.48 - 0.53	0.67	10
891 - 1,007	0.54 - 0.60	0.60	10 ⊗
1,008 - 1,123	0.61 - 0.67	0.53	8
1,124 - 1,223	0.68 - 0.73	0.47	7
1,224 - 1,340	0.74 - 0.80	0.40	6
1,341 - 1,456	0.81 - 0.87	0.33	5
1,457 - 1,556	0.88 - 0.93	0.27	4
1,557 or more	0.94 - 1.00	0.20	3

STEP 5

NEXT STEPS AT THE COLLEGE:

- Attend a RAP session
- Meet with a running start advisor
- Discuss your goals
- Create an education plan
 - MUST include high school graduation requirements!
 - Reference equivalency guide



EQUIVALENCY GUIDE

If a course is not listed, please contact the Auburn School District Department of Student Learning at (253) 931-4950 or ALadage@auburn.wednet.edu with any questions.

High School Graduation Requirement	Green River College Equivalency
English	ENGL: 100 level and higher <i>Classes below may not satisfy NCAA or four year college entrance requirements:</i> CMST &102, &210, 212, 213, 215, &220, &230, 238, 245, 265, 266; HUMAN 110, 133, 186, 190, 191; PHIL 216 JOURN 100.1, 100.2, 100.3, 101
Math	Advanced Alg/Trig: Math 097 MATH 106 and higher <i>Classes below may not satisfy NCAA or four year college entrance requirements:</i> ACCT 110*; BTAC 110* (*with approval from high school counselor); ENGR 106, &204, &214, &215
Washington State History	HIST &214
US History	HIST 135, &136, &137, &215, &220, 228, 240, 245, 250
Contemporary World History	GEOG 123, &200, 201, 205; HIST &128, 231; PHIL 102, 110; POLS 101 and higher; ECON 100, &201, &202; SOC 101 and higher
Civics	POLS &202, 207, 209
Social Studies Elective	Courses which meet Green River's 'Social Sciences' requirement as outlined on the Associate in Arts - DTA , with the exception of Business classes.
Lab Science	Courses which meet Green River's 'Natural Sciences' lab requirement as outlined on the Associate in Arts - DTA .
Non-Lab Science	Courses which meet Green River's 'Natural Sciences' requirement as outlined on the Associate in Arts - DTA but do not

You must complete high school graduation requirements while at the college!

Please reference the high school equivalency guide.

You can find this online on the college website!

ACADEMIC STANDARDS

Students must maintain a quarterly AND cumulative GPA of 2.0

If you **do not**:

1. Advisors will contact student and require a meeting
 - a. Advisors will place a hold on registration.
2. Advisor and student will co-create success plan
3. Intervention + Paperwork with high school counselor

You will be put on academic probation.

If student continues to not meet academic standards for 2 quarters, they will RETURN TO ARHS FULL-TIME.

THE DEADLINE

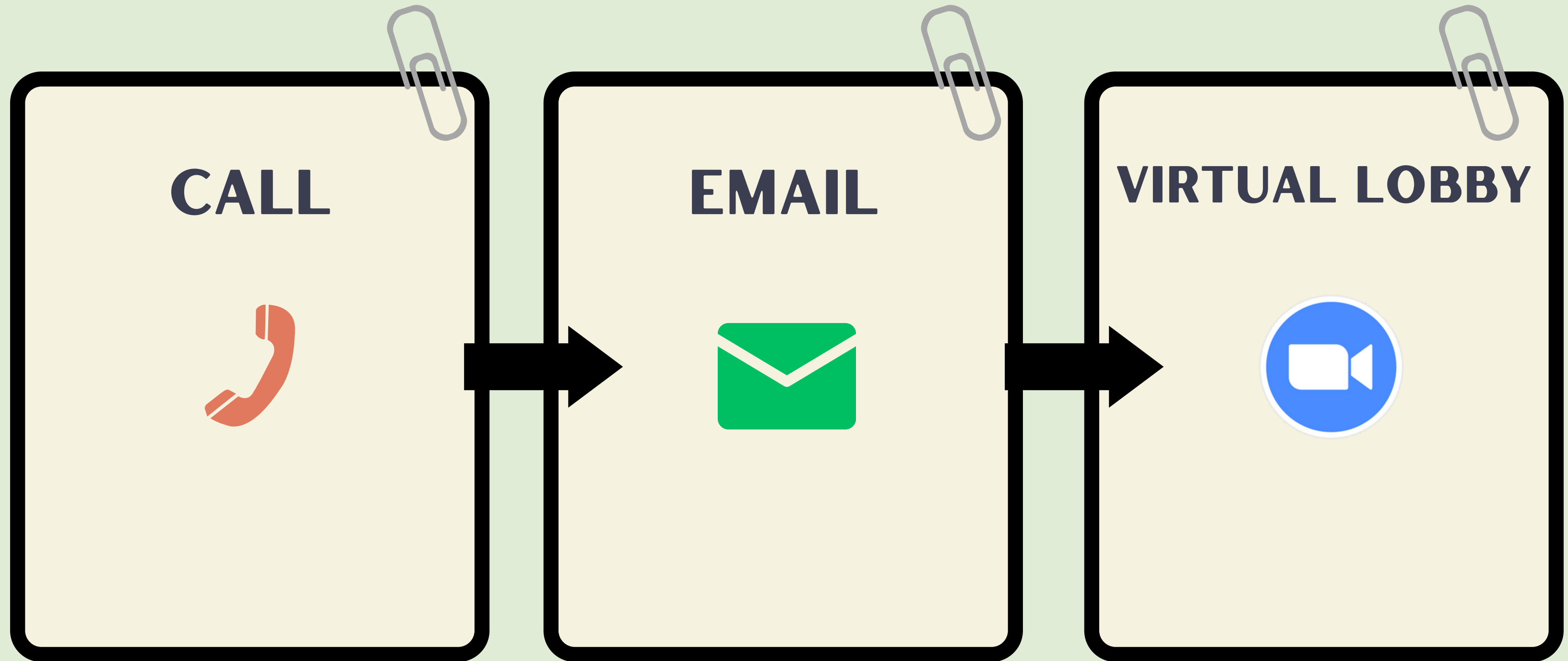
Counselors are out
for the summer

You can no longer
register for the Fall

You will be attending
ARHS full-time

SEPTEMBER
13th
2024

CONTACT THE COLLEGE



If it is a Running Start question, contact the college.
Your high school counselor can only answer high school questions.

YOUR RESPONSIBILITIES

1.

Return a **SIGNED**
RS contract to your
counselor.

2.

Start your
college
application ASAP

3.

Your counselor will call
you in.



After your meeting,
upload paperwork:
-transcript
-EVF
-Enrollment packet

5.

Email **proof of**
registered RS
classes to your
HS counselor

4.

Attend **RAP session**
to register for
classes



THANK YOU!

